



## Compar – The flexible path to perfect light

### **An adaptable, compact tool for ergonomic light in offices**

Illuminating office architecture and workplaces in a nuanced and extremely flexible way – made possible by the combination of Compar luminaires and track as the infrastructure. As downlights for track, they utilize the lighting technology of the Compar range. With their flat housing they are also suitable for rooms with low ceiling heights. With its anti-glare louver Compar offers a high level of visual comfort, and workplaces are illuminated according to standards with the appropriate light distributions.

Compar can always be optimally aligned even with changing office layouts due to installation via track adapters. The wattage and light distribution of Compar enable wide luminaire spacing for economical lighting concepts.

## Compar for 2-circuit track



### Structure and characteristics

The features described here are typical of products in this range. Special versions may offer additional or varying features. A comprehensive description of the features of individual products can be found on our website.

#### 1 ERCO lens system

- Made of optical polymer
- Light distributions: wide flood, extra wide flood, oval wide flood or oval flood

#### 2 ERCO LED-module

- High-power LEDs: warm white (2700K or 3000K) or neutral white (3500K or 4000K)

#### 3 Louvre

- Polymer, black lacquered or aluminum vaporized, silver, specular
- Cut-off angle 30° from horizontal

#### 4 Housing

- White (RAL9002), black or silver
- Cast aluminum, powder-coated
- Rotatable through 360° on adapter

#### 5 Control gear

- Trailing edge dimmable+On-board Dim
- Dimming with external dimmers (trailing edge) possible and rotary control for brightness control on the luminaire

#### 6 ERCO turning adapter for 2-circuit track

#### Variants on request

- Anti-glare louvre: coated matt gold, matt silver or matt champagne
  - Housing: 10,000 further colors
- Please contact your ERCO consultant.



Design and application:  
[www.erco.com/compar-t](http://www.erco.com/compar-t)

## Compar for 2-circuit track



### Louvres for efficient visual comfort

A louvre is designed to restrict the view into the luminaire, achieving efficient visual comfort with an emission angle of 90°. An anti-glare louvre available in black or silver enables the luminaire to blend with the material and color of the ceiling.

### Small luminaire dimensions

Small luminaires are discreet and place the focus on the light itself. Compact luminaire dimensions are particularly advantageous with small rooms.

### Special characteristics



Excellent visual comfort



Small luminaire dimensions



ERCO high-power LEDs



Efficient lens system



Cut-off 30° from horizontal



Different light colors



Excellent thermal management



EMC-optimized



Various housing colors



Easy installation

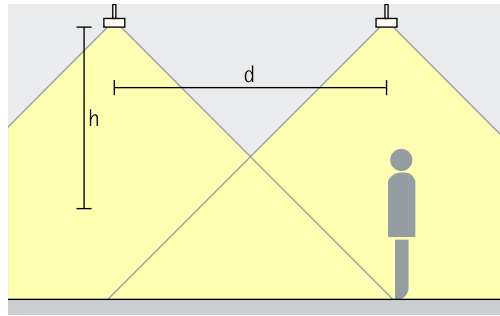


Trailing edge dimmable + On-board Dim

## Compar for 2-circuit track – Luminaire arrangement

### Downlights

Wide flood, Extra wide flood



### General lighting

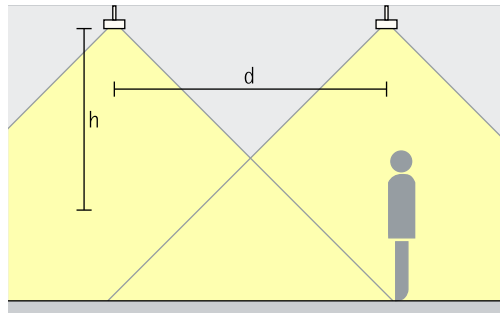
As an approximate luminaire distance ( $d$ ) between two luminaires, the height ( $h$ ) of the luminaire above the working plane can be used. The intersecting beams produce excellent uniformity. The recommended offset from the wall is half the luminaire spacing.

Rough guide:  $d \leq 1.5 \times h$

Application area: as ambient lighting in the room and as flexible illumination of office workplaces.

### Downlights oval wide flood

Oval wide flood

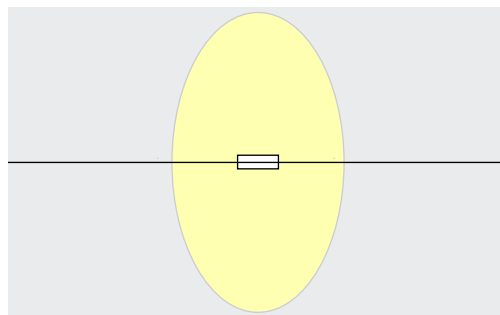


### General lighting

To achieve a high level of uniformity and good facial recognition when illuminating office workstations, up to 1.5 times the height ( $h$ ) of the luminaire above the working plane can be used for the spacing ( $d$ ) between two luminaires. The intersecting beams produce excellent uniformity. The recommended offset from the wall is half the luminaire spacing.

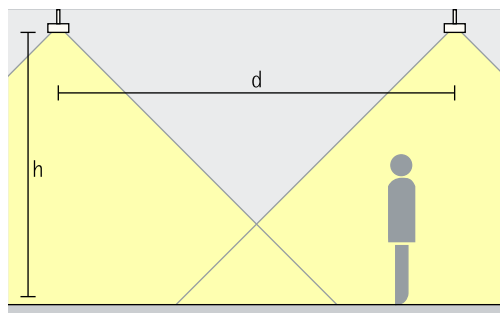
Rough guide:  $d \leq 1.5 \times h$

Application area: flexible lighting for office workplaces.



### Downlights oval flood

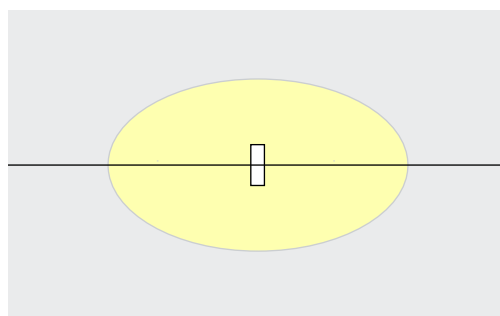
Oval flood



### Linear lighting

Mounted in a row, the oval beams generate linear illumination, for example for circulation areas in the office or for hallways. As an approximate luminaire distance ( $d$ ) between two luminaires, 1.5 times the height ( $h$ ) of the luminaire above the working plane can be used.

Rough guide:  $d \leq 1.5 \times h$

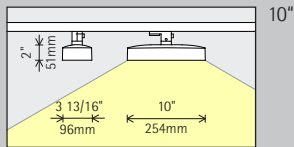


Com'Over, Lyon.  
Photography:  
DESIGN DE LUX/  
Vincent Muracciole 2024.



# Compar for 2-circuit track

Construction size



LED module  
Maximum value  
at 4000K CRI 82

12.1W/1572lm

Light color

	2700K CRI 92		3500K CRI 92
	3000K CRI 92		4000K CRI 82
	3000K CRI 97		4000K CRI 92

Light distribution

Downlights	Downlights oval flood
Wide flood	Oval flood
Extra wide flood	
Downlights oval wide flood	
Oval wide flood	

Control

Trailing edge dimmable + On-board Dim

Color (housing/louvre)

	White/Silver		White/Black		10,000 colors */ Silver
	Black/Silver		Black/Black		10,000 colors */ Black
	Silver/Silver		Silver/Black		



\* available on request

Article numbers and planning data:  
[www.erco.com/017602-us](http://www.erco.com/017602-us)

Design and application:  
[www.erco.com/compar-t](http://www.erco.com/compar-t)





Com'Over, Lyon.  
Photography:  
DESIGN DE LUX/  
Vincent Muracci-  
ole 2024.