



Pollux – For magic moments

Pollux, the compact spotlight for versatile use

The versatility of Pollux, underwritten by its compact format, displays particular strengths in museums, shops, the catering industry or residential environments. As a special highlight, Pollux also includes contour spotlights with LED. Using the framing attachment, their sharp-edged beam can be adjusted to suit the format of images and objects in the room or on the wall.

This creates wonderful effects that are particularly valuable in museums and galleries. Its understated design means that Pollux

is also excellent in combination with other spotlight series or as a gradual addition to existing lighting systems.



Structure and characteristics

The features described here are typical of products in this range. Special versions may offer additional or varying features. A comprehensive description of the features of individual products can be found on our website.

1 ERCO Spherolit lens

- Light distributions: narrow spot, spot, flood, wide flood, extra wide flood, oval flood or wallwash
- Oval flood 360° rotation

or

Attachment (zoom spotlight)

- Zoom lens, continuously focusable
- Light distributions: zoom spot, zoom oval
- Zoom oval 360° rotation

or

Attachment (contour spotlight)

- Rotatable through 360°
- Framing attachment: polymer, black
- Fresnel lens
- Holder with projection lens, continuously focusable

2 ERCO LED-module

- High-power LEDs: warm white (2700K or 3000K) or neutral white (3500K or 4000K)
- Collimating lens made of optical polymer

3 Housing and bracket

- White (RAL9002), black or silver
- Cast aluminium, powder-coated
- 0°-90° tilt
- Bracket on transadapter rotatable through 360°
- Internal wiring

4 Control gear

- Switchable, phase dimmable+On-board Dim, DALI dimmable or Casambi Bluetooth
- Phase dimmable + On-board Dim version: Dimming with external dimmers (trailing edge) possible and rotary control for brightness control on the luminaire

5 ERCO transadapter or ERCO DALI transadapter

Variants on request

- Housing: 10,000 further colours
- Please contact your ERCO consultant.




Design and application:
www.erco.com/pollux

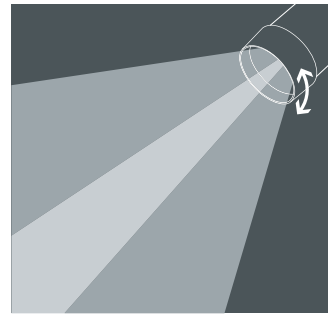
Pollux for track 220-240V




Oval flood freely rotatable
The oval flood Spherolit lens can be freely rotated with round luminaire heads to optimally match the lighting to various objects.



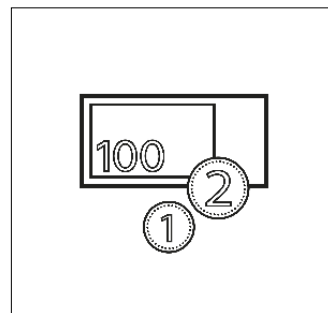
Contour spotlights
Framing attachments enable a sharply defined light beam. In this way fascinating effects can be created with contour spotlights, where crisply illuminated pictures appear to illuminate from within.



Zoom spotlights
The light beam diameter can be infinitely adjusted from spot (15°) to wide flood (65°) by simply turning the lens. Zoom spotlights are particularly suitable for illuminating areas with changing exhibits and merchandise.



Small luminaire dimensions
Small luminaires are discreet and place the focus on the light itself. Compact luminaire dimensions are particularly advantageous with small rooms.



Very good price performance ratio
The entry-level products offer an attractive price/performance ratio for lighting design tasks especially oriented towards cost-effectiveness. The luminaires of course meet high levels of energy efficiency and the basic requirements for visual comfort.

Special characteristics	
	Oval flood, freely rotatable
	Contour spotlight
	Zoom spotlight
	Small luminaire dimensions
	Very good price performance ratio

	ERCO high-power LEDs
	Efficient Spherolit technology
	Different light distributions
	Different light colours

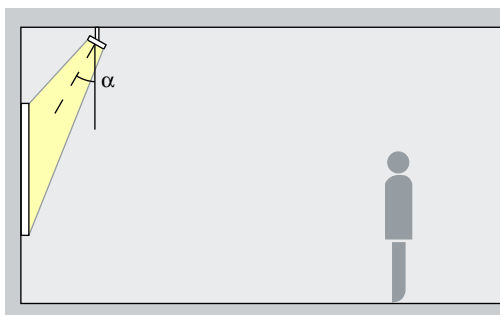
	Excellent thermal management
	EMC-optimised
	Various housing colours
	Pivotable through 90°
	Accessory for maximum visual comfort

	Switchable
	Phase dimmable + On-board Dim
	DALI dimmable
	Casambi Bluetooth

Pollux for track 220-240V – Luminaire arrangement

Spotlights

Narrow spot, Spot, Flood



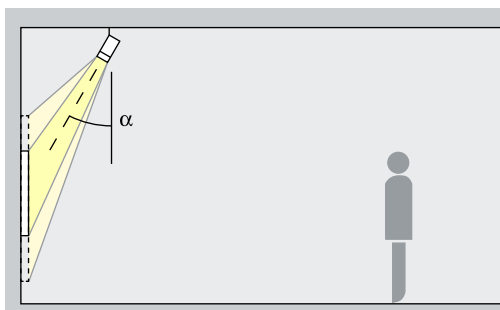
Accentuation

Pollux spotlights accentuate artwork, products and architectural details effectively. The ideal angle of tilt (α) for this is around 30° . The object is modelled without distorting the effect as a result of excessive shadowing. It also prevents shadows cast by the observer.

Arrangement: $\alpha = 30^\circ$

Zoom spotlights

Zoom spot, Zoom oval



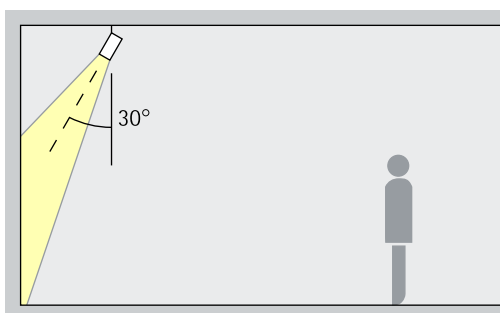
Accentuation

Zoom spotlights feature a continuously adjustable beam angle. With the spot to wide flood zoom range, smaller works of art can be accentuated effectively at an inclination angle (α) of approximately 30° . The oval zoom is suitable for linear works of art. The object is modelled without distorting the effect as a result of excessive shadowing. It also prevents shadows cast by the observer.

Arrangement: $\alpha = 30^\circ$

Contour spotlights

Narrow framing



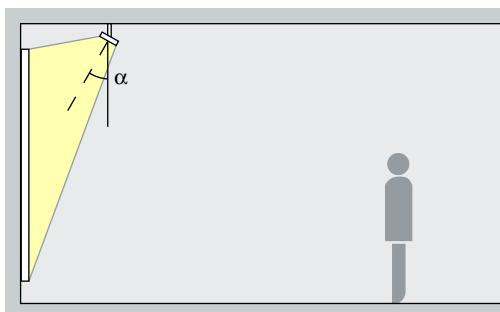
Projection

Spotlights with framing attachments enable freely settable, crisp-edged light beams. As a result fascinating effects can be created where pictures appear to illuminate from within. The ideal angle of tilt (α) is 30° .

Arrangement: $\alpha = 30^\circ$

Floodlights

Wide flood, Extra wide flood, Oval flood



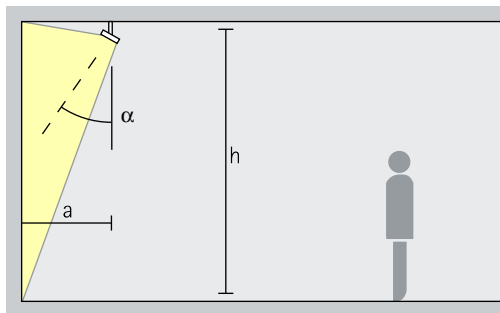
Washlighting

The ideal angle of tilt (α) for floodlighting objects with a long, square shape, e.g. pictures, sculptures or merchandise displays, is around 30° .

Arrangement: $\alpha = 30^\circ$

Pollux for track 220-240V – Luminaire arrangement

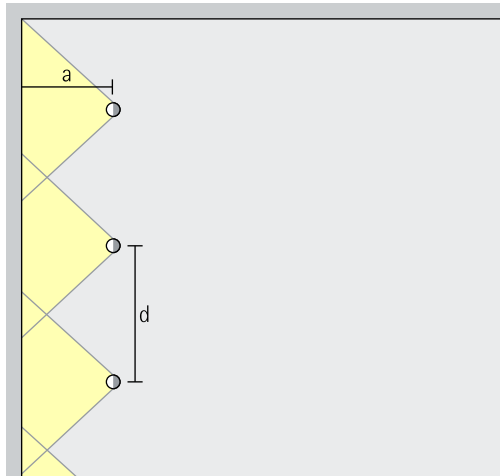
Lens wallwashers Wallwash



Wallwashing

For uniform vertical illuminance, the distance (a) of Pollux lens wallwashers from the wall should be around one third of the room height (h). This results in an angle of tilt (α) of approx. 35°.

Arrangement: $a = 1/3 \times h$ or $\alpha = 35^\circ$



For good longitudinal uniformity, the spacing (d) of Pollux lens wallwashers may be up to 1.2 times the offset from the wall (a).

Arrangement: $d \leq 1.2 \times a$

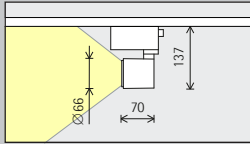
The optimal wall offset and luminaire spacing for each product are indicated in the wallwasher tables in the catalogue and the product data sheets.

WA Shipwrecks Museum, Fremantle. Lighting design: Lighting Options Australia, Perth. Photography: Matt Devlin, Perth.

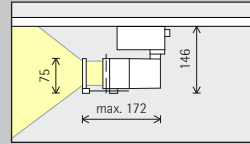


Pollux for track 220-240V

Construction size \varnothing 66mm



Construction size \varnothing 66mm



LED module
Maximum value
at 4000K CRI 82

6.1W/786lm	2W/262lm (Narrow spot)
9.3W/1107lm	3.1W/369lm (Narrow spot)

6.1W/786lm
9.3W/1107lm

Light colour

	2700K CRI 92		3500K CRI 92
	3000K CRI 92		4000K CRI 82
	3000K CRI 97		4000K CRI 92

	2700K CRI 92		3500K CRI 92
	3000K CRI 92		4000K CRI 82
	3000K CRI 97		4000K CRI 92

Light distribution

Spotlights	Floodlights
Narrow spot	Wide flood
Spot	Extra wide flood
Flood	Oval flood
Zoom spotlights	Lens wallwashers
Zoom spot	Wallwash
Zoom oval	

Contour spotlights
Narrow framing

Control

	Switchable		DALI
	Phase dimmable + On-board Dim		Casambi Bluetooth

	Switchable		DALI
	Phase dimmable + On-board Dim		Casambi Bluetooth

Colour (housing)

	White		Silver
	Black		10,000 colours *

	White		Silver
	Black		10,000 colours *

Accessories

	Lenses		Cross-baffle
	Snoots		Honeycomb anti-glare screen



Galleria Arte Moderna, Milan.
Photography:
Moritz Hillebrand,
Zurich.

* available on request

Article numbers and planning data:
www.erco.com/013445

Design and application:
www.erco.com/pollux





Hangaram Design
Museum in Seoul
Arts Center, Seoul.
Architecture
and lighting
design: Hangaram
Design Museum.
Photography:
Sebastian Mayer,
Berlin.