



Iku Work – Efficient, economical and standard compliant

Downlights for office workplace lighting

Iku Work is the ideal downlight for standard-compliant, zonal lighting of office workstations. Iku Work also features oval wide flood light distribution with $UGR < 19$ especially for rows of workstations. The wide flood distribution uniformly illuminates individual desks. Simple installation, high luminous efficacy and the long service life of the recessed downlights are winning factors in terms of cost efficiency. For office concepts in the sense of Human Centric Lighting, the combination of Iku Work stand-

ard-compliant downlights with wallwashers from the Iku product range is ideal. In this way, highly attractive atmospheres in offices are created through vertical lighting.



Structure and characteristics

The features described here are typical of products in this range. Special versions may offer additional or varying features. A comprehensive description of the features of individual products can be found on our website.

1 ERCO lenses

- Made of optical polymer
- Fresnel lens: Wide flood
- Spherolit lens: Oval wide flood
- Oval wide flood rotatable through 360°

2 ERCO LED-module

- Mid-power LEDs: warm white (2700K or 3000K) or neutral white (3500K or 4000K)
- Collimating lens made of optical polymer

3 Anti-glare cone

- Silver-coated or white (RAL9002)

4 Mounting ring

- Covered mounting detail
- Fixing for ceiling thicknesses of 1-25mm (size 4) or 1-30mm (size 5-7)
- Polymer, white
- For flush mounting: mounting ring to be ordered separately, fixing for ceiling thicknesses of 12.5-25mm

5 Housing

- Cast aluminium, designed as heat sink
- Rotatable through 360°

6 Control gear

- DALI dimmable

Variants on request

- Anti-glare cone: gold matt, silver matt, champagne matt or copper matt-coated and other colours
 - Connection: 5-pole plug with connection cable (Wago or Wieland)
 - Mounting ring: 10,000 further colours
- Please contact your ERCO consultant.



Design and application:
www.erco.com/iku-work




Iku Work Recessed luminaires













Elegant light emission
The special geometry of the lens ensures a uniformly illuminated light opening with high visual comfort.

Suitable for office workstations
ERCO develops luminaires with the specifications of good glare control and high visual comfort. UGR values are used as support for purely norm-referenced lighting. With downlights though this should not be carried out using 'blanket' values, but should be implemented according to the individual arrangement of luminaires in the room.

Covered or flush mounting detail
As standard, all recessed luminaires have overlapping installation details. Flush mounting rings are available as accessories.

Special characteristics	
	Elegant light emission
	Suitable for office workstations
	Flush or covered mounting detail

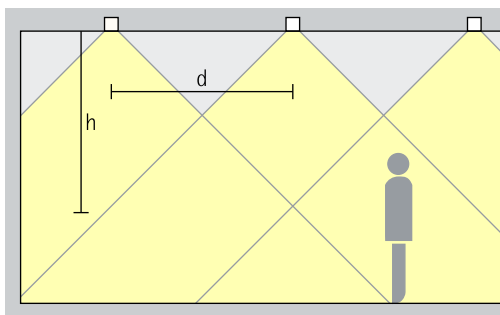
	ERCO mid-power LEDs
	Different light distributions
	Oval wide flood freely rotatable
	Different light colours

	Excellent thermal management
	EMC-optimised
	Various construction sizes
	Lockable
	Shallow recess depth
	Tool-free mounting



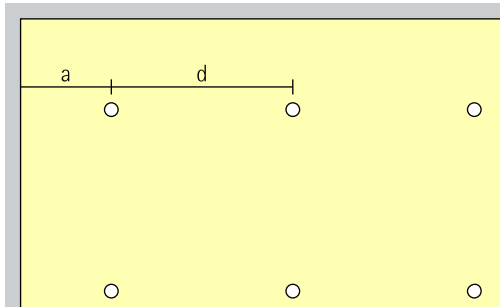
Iku Work Recessed luminaires – Luminaire arrangement

Downlights Wide flood



General lighting
For the uniform illumination of office workstations, the luminaire spacing (d) between two Iku Work downlights may be up to 1.5 times the height (h) of the luminaire above the working plane (rough guide).

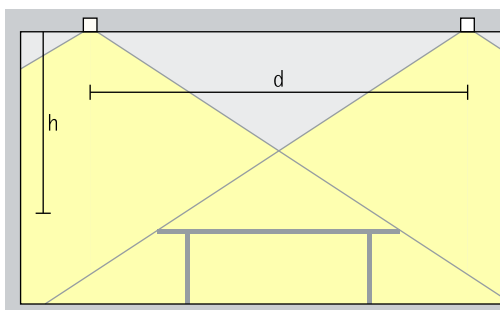
Arrangement: $d \leq 1.5 \times h$



The wall offset should be half the luminaire spacing.

Arrangement: $a = d / 2$

Downlights oval wide flood Oval wide flood

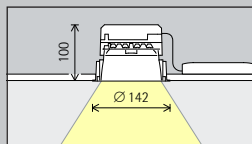


General lighting
To achieve high uniformity and good facial recognition when illuminating office workstations, the luminaire spacing of Iku Work downlights with oval wide flood light distribution (d) can be up to 1.5 times the height (h) of the luminaire above the working plane.

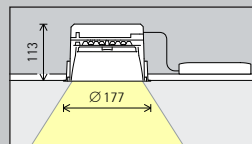
Arrangement: $d \leq 1.5 \times h$

Iku Work Recessed luminaires

Construction size



Size 4



Size 5

LED module
Maximum value
at 4000K CRI 82

7.2W/1609lm

16.1W/3528lm

Light colour

	2700K CRI 92		3500K CRI 92
	3000K CRI 82		4000K CRI 82
	3000K CRI 92		4000K CRI 92

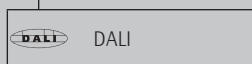
	2700K CRI 92		3500K CRI 92
	3000K CRI 82		4000K CRI 82
	3000K CRI 92		4000K CRI 92

Light distribution

Downlights	Downlights oval wide flood
Wide flood	Oval wide flood

Downlights	Downlights oval wide flood
Wide flood	Oval wide flood

Control



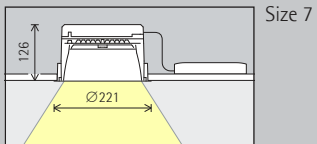
Colour
(anti-glare cone)

	White
	Silver

	White
	Silver







Accessories



	Concrete mounting enclosure		Spacer plate		Compensation set
	Mounting ring		Mounting plate for panelled ceilings		Cover ring




Size 7

21W/4635lm

	2700K CRI 92		3500K CRI 92
	3000K CRI 82		4000K CRI 82
	3000K CRI 92		4000K CRI 92

Downlights		Downlights oval wide flood	
	Wide flood		Oval wide flood

 DALI

	White
	Silver

Subject to technical changes.
For current photometric data see the data sheets
at www.erco.com.

Article numbers and planning data:
www.erco.com/020544

Design and application:
www.erco.com/iku-work

