




Uniscan 48V – A minimalist and multi-talented

The specialist for galleries as a compact 48V system

Compact, flexible and easy to handle: Uniscan brings maximum quality of light to sophisticated art galleries and museums. The neutral, cylindrical design fits into rooms of any style, miniaturized 48V technology reduces the dimensions of luminaires, tracks and adapters. Adaptability is a key feature of Uniscan, because every exhibition needs different light. Light distributions can be changed at any time thanks to the interchangeable lens units. The darklight lenses give the Uniscan spotlights

a magical appearance. Tunable white and wireless control via Casambi Bluetooth make it possible to interactively design with light colors and dimming values. Further dimming options and interfaces with interchangeable control units ensure future-proof connectivity.



Structure and characteristics

The features described here are typical of products in this range. Special versions may offer additional or varying features. A comprehensive description of the features of individual products can be found on our website.

1 ERCO lenses

- Made of optical polymer
- Darklight lenses: narrow spot, spot, flood, wide flood or extra wide flood
- Spherolit lenses: oval flood, oval wide flood or wallwash
- Zoom lenses: zoom spot or zoom oval; continuously focusable
- Projection lenses: narrow framing or wide framing; continuously focusable

2 Lens unit

- Rotatable through 360°
- Polymer, white or black
- Contour spotlights with framing attachment

3 ERCO LED-module

- High-power LEDs: warm white (2700K or 3000K), neutral white (3500K or 4000K), tunable white (2700-7500K) or RGBW
- Collimating lens made of optical polymer

4 Housing and bracket

- White (RAL9002), black or silver
- Die cast zinc or cast aluminum, powder-coated
- Pivotal 0°-90°
- Bracket: cast aluminum/polymer; rotatable through 360° on adapter

5 Control gear

- On-board Dim, Casambi Bluetooth or Zigbee
- On-board Dim version: rotary control for control of brightness on the luminaire

6 ERCO Minirail adapter

Variants on request

- Housing: 10,000 further colors
- Please contact your ERCO consultant.



Design and application:
www.erco.com/uniscan-48v

Uniscan 48V for Minirail track




Colored light
Using colored light, the environment can be designed and transformed with either subtle or dramatic contrasts. LEDs enable you to generate colored light very efficiently and flexibly.



Darklight lens
The darklight lens not only creates a magical impression with just one light point. It also features precise, uniform light distributions, wide flexibility in the selection of beam characteristics and state of the art efficiency.



Contour spotlights
Framing attachments enable a sharply defined light beam. In this way fascinating effects can be created with contour spotlights, where crisply illuminated pictures appear to illuminate from within.



Zoom spotlights
The light beam diameter can be infinitely adjusted from spot (15°) to wide flood (65°) by simply turning the lens. Zoom spotlights are particularly suitable for illuminating areas with changing exhibits and merchandise.



Tunable white technology
Just as the color temperature outdoors changes continuously during the day, the color temperature of the lighting can be adjusted indoors to e.g. support lighting concepts for Human Centric Lighting.

Special characteristics	
	Colored light
	Efficient darklight technology
	Contour spotlight
	Zoom spotlight
	Tunable white

	ERCO high-power LEDs
	Optical cut-off 40°/50°/60° from horizontal
	Different light distributions
	Oval flood, freely rotatable
	Different light colors

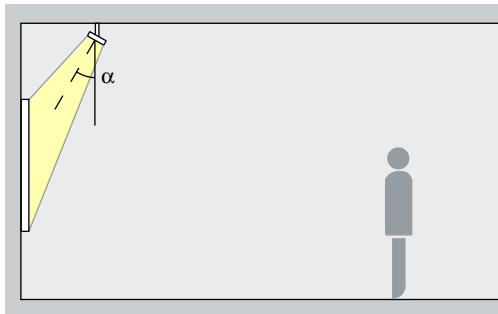
	Excellent thermal management
	EMC-optimized
	Various housing colors
	Various construction sizes
	Pivotable through 90°
	Accessory for maximum visual comfort

	On-board Dim
	Casambi Bluetooth
	Zigbee

Uniscan 48V for Minirail track – Luminaire arrangement

Spotlights

Narrow spot, Spot, Flood



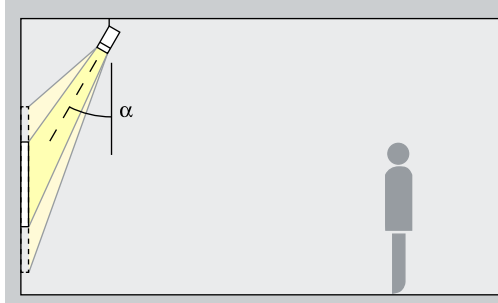
Accentuation

Works of art, merchandise and architectural details are effectively accentuated with Uniscan. The ideal angle of tilt (α) for this is around 30° . The object is modeled without distorting the effect as a result of excessive shadowing. It also prevents shadows cast by the observer.

Arrangement: $\alpha = 30^\circ$

Zoom spotlights

Zoom spot, Zoom oval



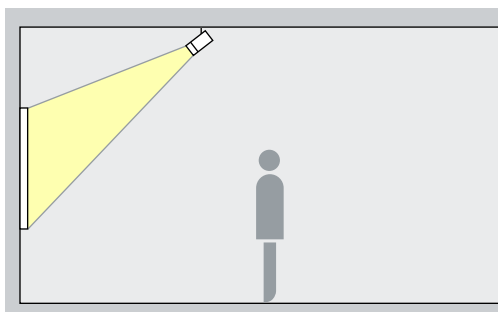
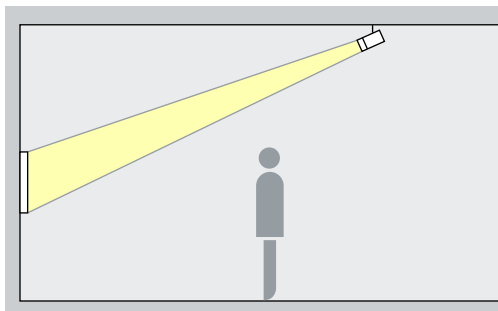
Accentuation

Zoom spotlights feature a continuously adjustable beam angle. With the spot to wide flood zoom range, smaller works of art can be accentuated effectively at an inclination angle (α) of approximately 30° . The oval zoom is suitable for linear works of art. The object is modeled without distorting the effect as a result of excessive shadowing. It also prevents shadows cast by the observer.

Arrangement: $\alpha = 30^\circ$

Contour spotlights

Narrow framing, Wide framing

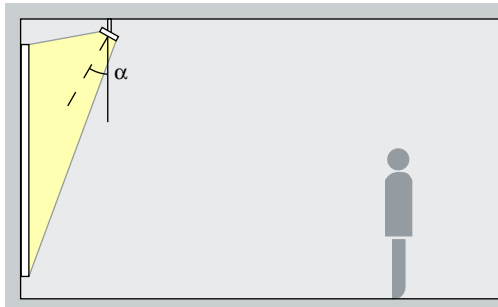


Projection

Contour spotlights generate freely adjustable, crisp-edged light beams. As a result fascinating effects can be created where pictures appear to illuminate from within. Select narrow framing to accurately illuminate small exhibits from a long distance and wide framing to accurately illuminate large exhibits from a short distance.

Floodlights

Wide flood, Extra wide flood, Oval wide flood, Oval flood



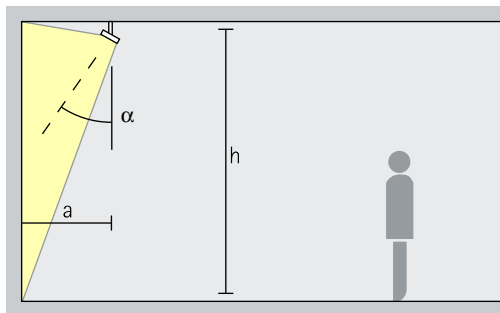
Washlighting

The ideal angle of tilt (α) for floodlighting objects with a long, square shape, e.g. pictures, sculptures or merchandise displays, is around 30° .

Arrangement: $\alpha = 30^\circ$

Uniscan 48V for Minirail track – Luminaire arrangement

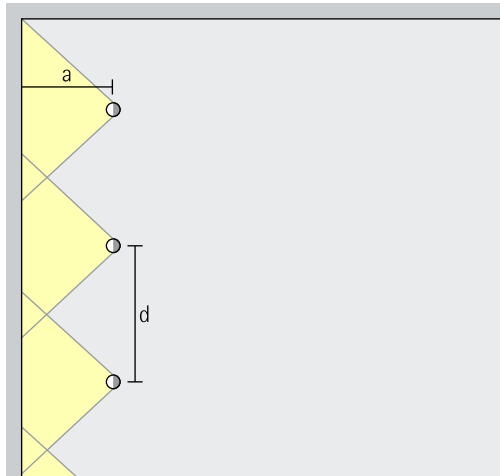
Lens wallwashers
Wallwash



Wallwashing

For uniform vertical lighting, the distance to the wall (a) of Uniscan lens wallwashers should be around one third of the room height (h). This results in an angle of tilt (α) of around 35°.

Arrangement: $a = 1/3 \times h$ or $\alpha = 35^\circ$



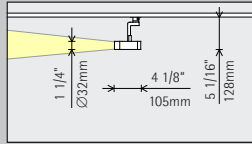
For good longitudinal uniformity, the spacing (d) of Uniscan lens wallwashers may be up to 1.2 times the distance to the wall (a).

Arrangement: $d \leq 1.2 \times a$

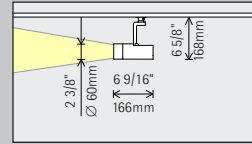
Optimal wall distances and luminaire spacing values for individual products are specified in the wall-washer tables at www.erco.com.

Uniscan 48V for Minirail track

Size



XS
Ø 1 1/4"



S
Ø 2 3/8"

LED module Maximum value at 4000K CRI 82

2W/262lm	3.1W/369lm (Narrow spot)
3.1W/369lm	

8.1W/1048lm	3.1W/369lm (Narrow spot)
12.4W/1476lm	

Light color

	2700K CRI 92		3500K CRI 92
	3000K CRI 92		4000K CRI 82
	3000K CRI 97		4000K CRI 92

	2700K CRI 92		3500K CRI 92
	3000K CRI 92		4000K CRI 82
	3000K CRI 97		4000K CRI 92

Light distribution

Spotlights		Floodlights	
	Narrow spot		Wide flood
	Spot		Extra wide flood
	Flood		Oval flood
	Zoom spotlights		Oval wide flood
	Zoom spot		Lens wallwashers
	Zoom oval		Wallwash

Spotlights		Floodlights	
	Narrow spot		Wide flood
	Spot		Extra wide flood
	Flood		Oval flood
	Zoom spotlights		Oval wide flood
	Zoom spot		Lens wallwashers
	Zoom oval		Wallwash
Contour spotlights			
	Narrow framing		
	Wide framing		

Control

	On-board Dim
	Casambi Bluetooth + 0-10V via Bridge
	Zigbee

	On-board Dim
	Casambi Bluetooth + 0-10V via Bridge
	Zigbee

Color (housing)

	White		Silver
	Black		10,000 Colors *

	White		Silver
	Black		10,000 Colors *

Accessory

	Lenses		Lens Units		Snoot		Add-on Control Units
	Filter		Honeycomb louvre		Barn doors		Bridges/Gateways * 0-10V, DALI, DMX

5.8W/695lm

9.3W/801lm

Tunable white

RGBW

Spotlights	Floodlights
Spot	Wide flood
Flood	Extra wide flood
Zoom spotlights	Oval flood
Zoom spot	Oval wide flood
Zoom oval	Lens wallwashers
Contour spotlights	Wallwash
Narrow framing	
Wide framing	

Spotlights	Floodlights
Spot	Wide flood
Flood	Extra wide flood
Zoom spotlights	Oval flood
Zoom spot	Oval wide flood
Zoom oval	Lens wallwashers
Contour spotlights	Wallwash
Narrow framing	
Wide framing	

Casambi Bluetooth
+ 0-10V via Bridge

Zigbee

Casambi Bluetooth
+ 0-10V via Bridge

Zigbee

	White		Silver
	Black		10,000 Colors *

	White		Silver
	Black		10,000 Colors *

* available on request

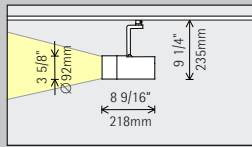
Article numbers and planning data:
www.erco.com/022633-us

Design and application:
www.erco.com/uniscan-48v/en_us



Uniscan 48V for Minirail track

Size



M
 \varnothing 3 5/8"

LED module Maximum value at 4000K CRI 82

14.1W/1843lm	4.2W/464lm (Narrow spot)
21.7W/2582lm	

18.3W/2154lm

Light color

	2700K CRI 92		3500K CRI 92
	3000K CRI 92		4000K CRI 82
	3000K CRI 97		4000K CRI 92

Tunable white

Light distribution

Spotlights	Floodlights
Narrow spot	Wide flood
Spot	Extra wide flood
Flood	Oval flood
Zoom spotlights	Oval wide flood
Zoom spot	Lens wallwashers
Zoom oval	Wallwash
Contour spotlights	
Narrow framing	
Wide framing	

Spotlights	Floodlights
Spot	Wide flood
Flood	Extra wide flood
Zoom spotlights	Oval flood
Zoom spot	Oval wide flood
Zoom oval	Lens wallwashers
Contour spotlights	Wallwash
Narrow framing	
Wide framing	

Control

	On-board Dim
	Casambi Bluetooth + 0-10V via Bridge
	Zigbee

	Casambi Bluetooth + 0-10V via Bridge
	Zigbee

Color (housing)

	White		Silver
	Black		10,000 Colors *












	White		Silver
	Black		10,000 Colors *

Accessory

	Lenses		Lens Units		Snoot		Add-on Control Units
	Filter		Honeycomb louvre		Barn doors		Bridges/Gateways * 0-10V, DALI, DMX





17.7W/1520lm

 RGBW

Spotlights	Floodlights
 Spot	 Wide flood
 Flood	 Extra wide flood
Zoom spotlights	 Oval flood
 Zoom spot	 Oval wide flood
 Zoom oval	Lens wallwashers
Contour spotlights	 Wallwash
 Narrow framing	
 Wide framing	

 Casambi Bluetooth
+ 0-10V via Bridge

 Zigbee

 White	 Silver
 Black	 10,000 Colors *

* available on request

Article numbers and planning data:
www.erco.com/022633-us

Design and application:
www.erco.com/uniscan-48v/en_us



