

Beamer – Maximum visual comfort for the highest demands

Adaptable projectors without spill light that master light and darkness in outdoor spaces

Beamer projectors are precision tools for the most demanding outdoor lighting tasks – technically on a par with the best museum spotlights. With compact and corrosion-free housings, they feature exceptional quality of light, adaptivity and digital connectivity. The light emission of their innovative dark-light optics is highly uniform and without spill light. This gives the projectors maximum visual comfort and a magical appearance.

The circumstances change? Interchangeable optics including zoom, framing and wallwash adapt to new requirements and filters and lenses serve as accessories for fine tuning. Options such as DALI, wireless dimming via Casambi Bluetooth, Tunable White and RGBW colours transform smart lighting scenarios into reality.





Structure and characteristics

The features described here are typical of products in this range. Special versions may offer additional or varying features. A comprehensive description of the features of individual products can be found on our website.

1 ERCO lenses

- Made of optical polymer
- Darklight lenses: narrow spot, spot, flood, wide flood or extra wide flood
- Spherolit lenses: oval flood, oval wide flood or wallwash
- Zoom lenses: zoom spot or zoom oval; continuously focusable
- Projection lenses: narrow framing or wide framing; continuously focusable

2 ERCO LED-module

- High-power LEDs: warm white (2700K or 3000K), neutral white (3500K or 4000K), tunable white (2700-7500K) or RGBW
- Collimating lens made of optical polymer

3 Light head

- Graphit m
- Corrosion-resistant cast aluminium, no-rinse surface treatment
- Double powder-coated
- Non-reflective safety glass

4 Housing and hinge

- Graphit m
- Coated polymer
- Optimised surface for reduced accumulation of dirt
- 90° tilt
- Internal wiring
- Dial: corrosion-resistant aluminium

5 Control gear

- Switchable, DALI dimmable or Casambi Bluetooth

6 Mounting plate

- Graphit m, coated polymer
- Rotatable through 330°

or

Connection thread G1/2

- Stainless steel
- Rotatable through 360°

Variants on request

- High-power LEDs: 3000K CRI 97 or 2700K, 3500K, 4000K with CRI 92
 - Housing: 10,000 further colours
- Please contact your ERCO consultant.

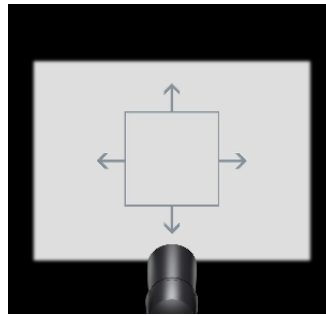


Design and application:
www.erco.com/beamer


Beamer Projectors



Darklight technology
The Darklight lens not only creates a magical impression with just one light point. It also offers precise, uniform light distribution and maximum visual comfort.



Contour spotlights in the outdoor area
Illuminate facades, architectural elements and logos in outdoor areas with adjustable rectangular light beams and sharp edges.



Zoom projector
Adjustable zoom light distributions make it possible to infinitely adjust beam angles. A choice of round or oval light distribution with zoom optic is available.



Staging with colour
Adjust the colour temperature dynamically or illuminate in colour. Luminaires with tunable white or RGBW allow for scenographic lighting concepts.



Diverse accessories
Accessories enable you to match lighting tools to special applications. Use conversion filters to shift the light colour, or change the light distribution.

Special characteristics	
	Efficient darklight technology
	Contour spotlights
	Zoom projector
	Coloured light
	Extensive accessories

	ERCO high-power LEDs
	Optical cut-off 40°/50°/60°
	Different light distributions
	Oval flood, freely rotatable
	Different light colours

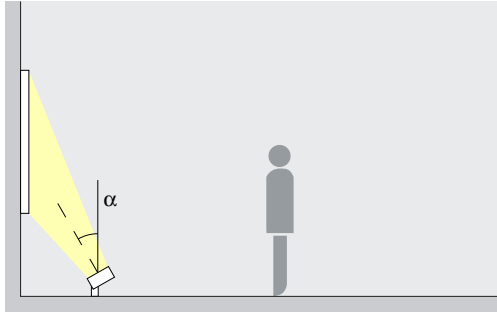
	Excellent thermal management
	EMC-optimised
	Various construction sizes
	Degree scale for good adjustability
	Pivotable through 90°
	Protection mode IP65

	Switchable
	DALI dimmable
	Casambi Bluetooth

Beamer Projectors – Luminaire arrangement

Projectors

Narrow spot, Spot, Flood



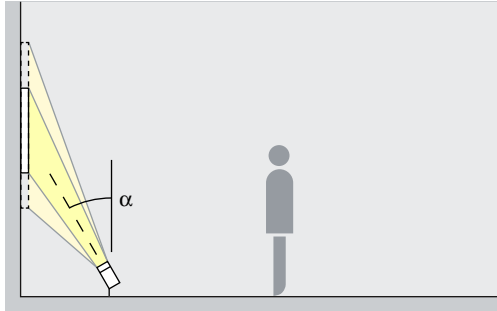
Accentuation

An angle of inclination (α) of approx. 30° is suitable for accent lighting with Beamer projectors. This emphasises the three-dimensions of architectural details, sculptures and trees without distorting the spatial impression with excessive shadowing.

Arrangement: $\alpha = 30^\circ$

Zoom projectors

Zoom spot, Zoom oval



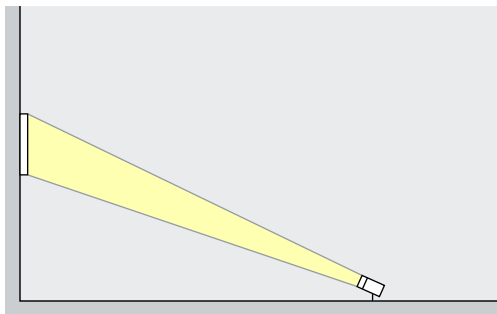
Accentuation

Zoom projectors feature a continuously adjustable beam angle. With the spot to wide flood zoom range, smaller objects can be accentuated effectively at an inclination angle (α) of approximately 30° . Oval zoom is suitable for linear-shaped objects. The object is modelled without distorting the effect as a result of excessive shadowing. It also prevents shadows cast by the observer.

Arrangement: $\alpha = 30^\circ$

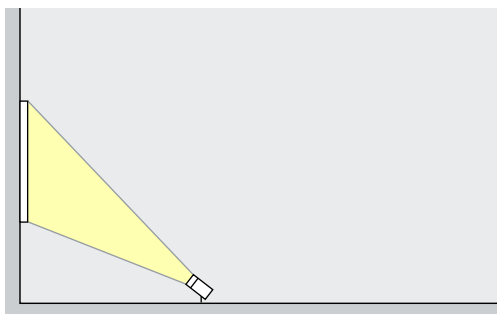
Contour spotlights

Narrow framing, Wide framing



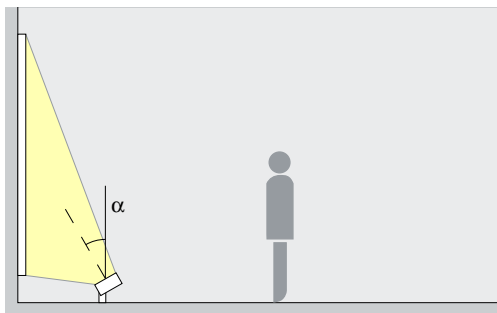
Projection

Contour spotlights allow for freely adjustable light beams to illuminate facades, logos or paintings in outdoor areas with sharp contours and without colour gradients. Select narrow framing to accurately illuminate small areas from a long distance and wide framing to accurately illuminate large areas from a short distance.



Floodlights

Wide flood, Extra wide flood, Oval wide flood, Oval flood



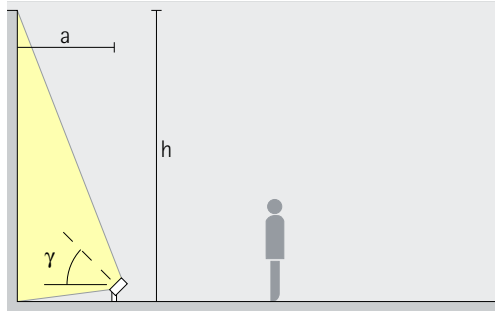
Washlighting

Beamer projectors ensure uniform floodlighting of wall surfaces or trees. The ideal angle of tilt (α) for this is approximately 30° .

Arrangement: $\alpha = 30^\circ$

Beamer Projectors – Luminaire arrangement

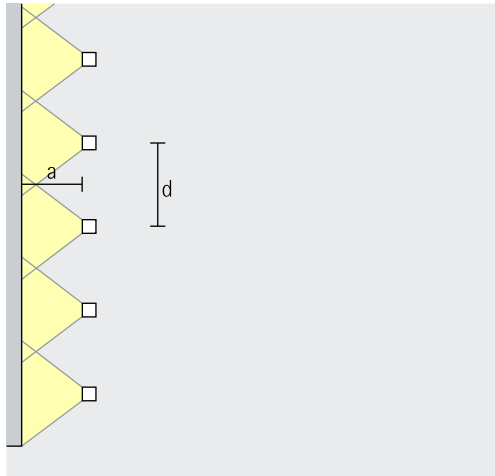
Lens wallwashers
Wallwash



Wallwashing

Outdoors, uniform vertical lighting defines spatial borders. The distance to the wall (a) of Beamer wallwashers should be around one third of the wall height (h) for this purpose. This results in an angle of tilt (γ) of approx. 55° .

Arrangement: $a = 1/3 \times h$ or $\gamma = 55^\circ$



For good longitudinal uniformity, the luminaire spacing (d) of Beamer wallwashers may be up to 1.2 times the distance to the wall (a).

Arrangement: $d \leq 1.2 \times a$

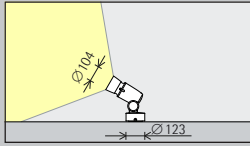
Optimal wall distances and luminaire spacing values for individual products are specified in the wall-washer tables at www.erco.com.

Parliament, Stockholm. Photography: Johan Elm.

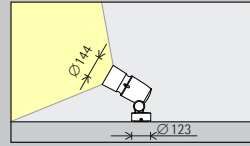


Beamer Projectors

Size



S
Ø 104mm



M
Ø 144mm

LED module
Maximum value at 4000K CRI 82

8.1W/1086lm	3.1W/382lm (Narrow spot)
12.4W/1528lm	

14.1W/1901lm	4.2W/467lm (Narrow spot)
21.6W/2673lm	

Light colour

	2700K CRI 92 *		3500K CRI 92 *
	3000K CRI 92		4000K CRI 82
	3000K CRI 97 *		4000K CRI 92 *

	2700K CRI 92 *		3500K CRI 92 *
	3000K CRI 92		4000K CRI 82
	3000K CRI 97 *		4000K CRI 92 *

Light distribution

Projectors		Floodlights	
	Narrow spot		Wide flood
	Spot		Extra wide flood
	Flood		Oval flood
	Zoom projectors		Oval wide flood
	Zoom spot	Lens wallwashers	
	Zoom oval		Wallwash

Projectors		Floodlights	
	Narrow spot		Wide flood
	Spot		Extra wide flood
	Flood		Oval flood
	Zoom projectors		Oval wide flood
	Zoom spot	Lens wallwashers	
	Zoom oval		Wallwash

Control

	Switchable
	DALI
	Casambi Bluetooth

	Switchable
	DALI
	Casambi Bluetooth

Colour (housing)

	Graphit m
	10,000 colours *

	Graphit m
	10,000 colours *

Accessory










	Lenses		Anchorage unit		Attachment
	Filter		Concrete anchor		Clamping plate
	Lens Units		Mounting plate		Spacer
	Distribution box		Cantilever arm		










16.3W/1637lm


13.6W/1350lm


Tunable white


RGBW


Projectors	Floodlights
 Spot	 Wide flood
 Flood	 Extra wide flood
Zoom projectors	 Oval flood
 Zoom spot	 Oval wide flood
 Zoom oval	Lens wallwashers
	 Wallwash

Projectors	Floodlights
 Spot	 Wide flood
 Flood	 Extra wide flood
Zoom projectors	 Oval flood
 Zoom spot	 Oval wide flood
 Zoom oval	Lens wallwashers
	 Wallwash

 DALI


 Casambi Bluetooth


 DALI

 Casambi Bluetooth

 Graphit m

 10,000 colours *

 Graphit m

 10,000 colours *

* available on request

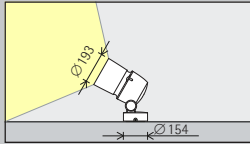
Article numbers and planning data:
www.erco.com/020811

Design and application:
www.erco.com/beamer



Beamer Projectors

Size



L
Ø 193mm

LED module
Maximum value at 4000K CRI 82

19.9W/2729lm	12.6W/1430lm (Narrow spot)
30.5W/3882lm	

36.5W/3343lm

Light colour

	2700K CRI 92 *		3500K CRI 92 *
	3000K CRI 92		4000K CRI 82
	3000K CRI 97 *		4000K CRI 92 *

	Tunable white
--	---------------

Light distribution

Projectors	Floodlights
Narrow spot	Wide flood
Spot	Extra wide flood
Flood	Oval flood
Zoom projectors	Oval wide flood
Zoom spot	Lens wallwashers
Zoom oval	Wallwash
Contour spotlights	
Narrow framing	
Wide framing	

Projectors	Floodlights
Spot	Wide flood
Flood	Extra wide flood
Zoom projectors	Oval flood
Zoom spot	Oval wide flood
Zoom oval	Lens wallwashers
Contour spotlights	Wallwash
Narrow framing	
Wide framing	

Control

	Switchable
	DALI
	Casambi Bluetooth

	DALI
	Casambi Bluetooth

Colour (housing)

	Graphit m
	10,000 colours *












	Graphit m
	10,000 colours *


Accessory

	Lenses		Anchorage unit		Attachment
	Filter		Concrete anchor		Clamping plate
	Lens Units		Mounting plate		Spacer
	Distribution box		Cantilever arm		


35.7W/2545lm

 RGBW

Projectors	Floodlights
 Spot	 Wide flood
 Flood	 Extra wide flood
Zoom projectors	 Oval flood
 Zoom spot	 Oval wide flood
 Zoom oval	Lens wallwashers
Contour spotlights	 Wallwash
 Narrow framing	
 Wide framing	

 DALI

 Casambi Bluetooth

 Graphit m

 10,000 colours *

* available on request

Article numbers and planning data:
www.erco.com/020811

Design and application:
www.erco.com/beamer



