




## Parscan New OnTrack – Systematic diversity

### **The multifunctional spotlight system as a supplement to existing lighting installations**

The evolution of Parscan brings a broad technical platform for even more quality of light, design flexibility and digital connectivity. A new generation of Spherolit lenses projects the light onto the target plane – precisely, uniformly and with superior efficiency. Miniaturised technology enables maximum optical performance even from size XS and the design is timeless and minimalist. Connection via transadapter makes Parscan compatible with many existing dimmable light-

ing installations, in projects such as museums, shops or sacred spaces. Parscan spotlights can be customised with tool-free, interchangeable lens units and a wide range of accessories to fulfil a wide variety of tasks.



## Structure and characteristics

The features described here are typical of products in this range. Special versions may offer additional or varying features. A comprehensive description of the features of individual products can be found on our website.

### 1 ERCO lenses

- Made of optical polymer
- Spherolit lenses: narrow spot, spot, flood, wide flood, extra wide flood, oval flood, oval wide flood or wall-wash
- Zoom lenses: zoom spot or zoom oval; continuously focusable
- Projection lenses: narrow framing or wide framing; continuously focusable

### 2 Lens unit

- Rotatable through 360°
- Polymer, white or black
- Contour spotlights with framing attachment

### 3 ERCO LED-module

- High-power LEDs: warm white (2700K or 3000K), neutral white (3500K or 4000K) or tunable white (2700-7500K)
- Collimating lens made of optical polymer

### 4 Housing and bracket

- White (RAL9002), black or silver
- Die cast zinc or cast aluminium, powder-coated
- Pivotal 0°-90°
- Bracket: cast aluminium/polymer; rotatable through 360° on adapter

### 5 Control gear

- On-board Dim, phase dimmable+On-board Dim, DALI dimmable or Casambi Bluetooth
- On-board Dim version: rotary control for control of brightness on the luminaire
- Phase dimmable + On-board Dim version: Dimming with external dimmers (trailing edge) possible and rotary control for brightness control on the luminaire

### 6 ERCO transadapter or ERCO DALI transadapter

#### Variants on request

- Housing: 10,000 further colours
- Please contact your ERCO consultant.

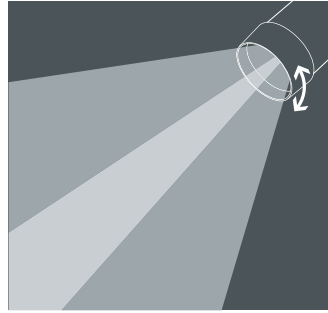


Design and application:  
[www.erco.com/parscan-ontrack](http://www.erco.com/parscan-ontrack)

# Parscan New OnTrack for track 220-240V






**Contour spotlights**  
Framing attachments enable a sharply defined light beam. In this way fascinating effects can be created with contour spotlights, where crisply illuminated pictures appear to illuminate from within.


















**Zoom spotlights**  
The light beam diameter can be infinitely adjusted from spot (15°) to wide flood (65°) by simply turning the lens. Zoom spotlights are particularly suitable for illuminating areas with changing exhibits and merchandise.



**Tunable white technology**  
Corresponding to the continuously changing colour temperature outdoors during the course of the day, the colour temperature of indirect lighting indoors can also be adapted, for example to support lighting concepts for Human Centric Lighting applications.

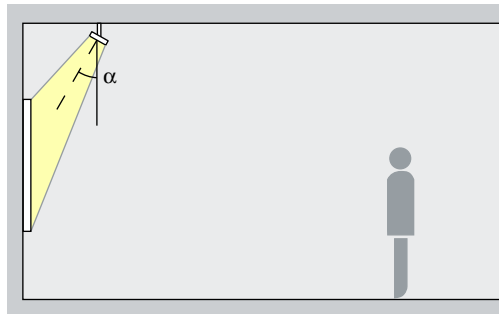
Special characteristics	
	Contour spotlight
	Zoom spotlight
	Tunable white

	ERCO high-power LEDs		Excellent thermal management		On-board Dim
	Efficient Spherolit technology		EMC-optimised		Phase dimmable + On-board Dim
	Different light distributions		Various housing colours		DALI dimmable
	Oval flood, freely rotatable		Various construction sizes		Casambi Bluetooth
	Different light colours		Pivotable through 90°		
			Accessory for maximum visual comfort		

# Parscan New OnTrack for track 220-240V – Luminaire arrangement

## Spotlights

Narrow spot, Spot, Flood



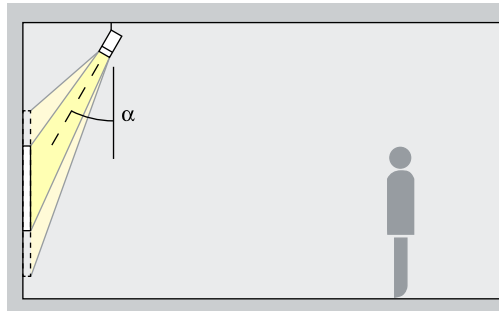
## Accentuation

Works of art, merchandise and architectural details are effectively accentuated with Parscan. The ideal angle of tilt ( $\alpha$ ) for this is around  $30^\circ$ . The object is modelled without distorting the effect as a result of excessive shadowing. It also prevents shadows cast by the observer.

Arrangement:  $\alpha = 30^\circ$

## Zoom spotlights

Zoom spot, Zoom oval



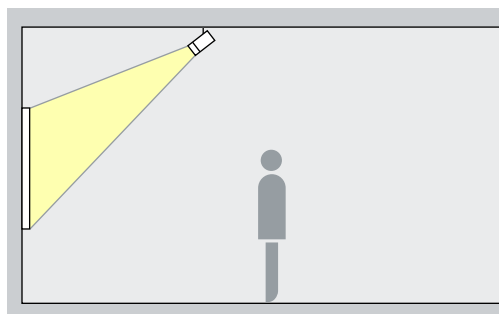
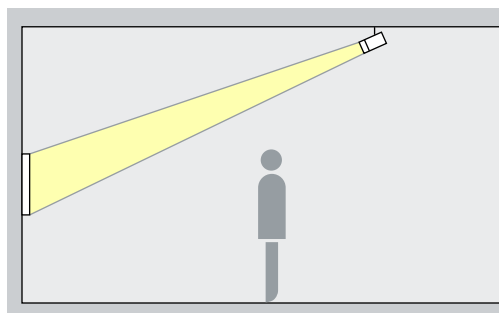
## Accentuation

Zoom spotlights feature a continuously adjustable beam angle. With the spot to wide flood zoom range, smaller works of art can be accentuated effectively at an inclination angle ( $\alpha$ ) of approximately  $30^\circ$ . The oval zoom is suitable for linear works of art. The object is modelled without distorting the effect as a result of excessive shadowing. It also prevents shadows cast by the observer.

Arrangement:  $\alpha = 30^\circ$

## Contour spotlights

Narrow framing, Wide framing

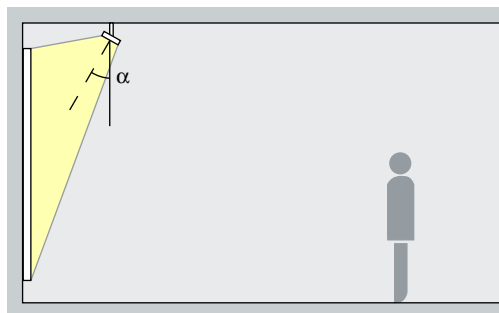


## Projection

Contour spotlights generate freely adjustable, crisp-edged light beams. As a result fascinating effects can be created where pictures appear to illuminate from within. Select narrow framing to accurately illuminate small exhibits from a long distance and wide framing to accurately illuminate large exhibits from a short distance.

## Floodlights

Wide flood, Extra wide flood, Oval wide flood, Oval flood



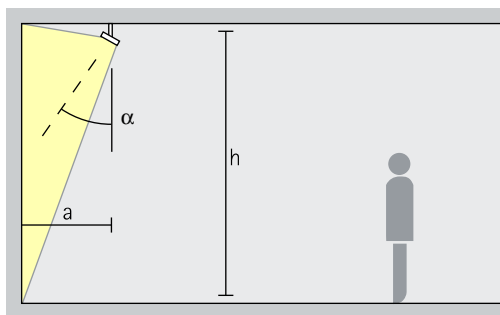
## Washlighting

The ideal angle of tilt ( $\alpha$ ) for floodlighting objects with a long, square shape, e.g. pictures, sculptures or merchandise displays, is around  $30^\circ$ .

Arrangement:  $\alpha = 30^\circ$

# Parscan New OnTrack for track 220-240V – Luminaire arrangement

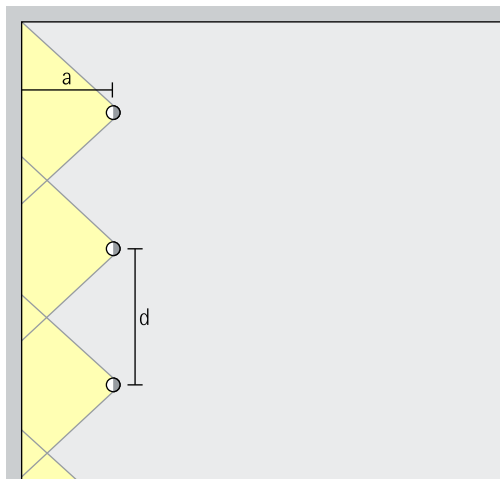
Lens wallwashers  
Wallwash



## Wallwashing

For uniform vertical lighting, the distance to the wall (a) of Parscan wallwashers should be around one third of the room height (h). This results in an angle of tilt ( $\alpha$ ) of approx. 35°.

Arrangement:  $a = 1/3 \times h$  or  $\alpha = 35^\circ$



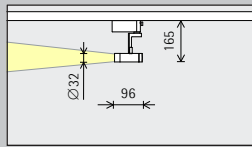
For good longitudinal uniformity, the luminaire spacing (d) of Parscan wallwashers may be up to 1.2 times the distance to the wall (a).

Arrangement:  $d \leq 1.2 \times a$

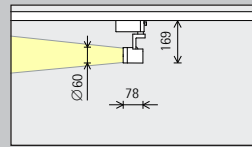
Optimal wall distances and luminaire spacing values for individual products are specified in the wallwasher tables at [www.erco.com](http://www.erco.com).

# Parscan OnTrack for track 220-240V

Size



**XS**  
Ø 32mm



**S**  
Ø 60mm

**LED module**  
Maximum value at 4000K CRI 82

2W/272lm	3.1W/382lm (Narrow spot)
3.1W/382lm	

5.7W/810lm	3.1W/382lm (Narrow spot)
8.1W/1086lm	

Light colour

	2700K CRI 92		3500K CRI 92
	3000K CRI 92		4000K CRI 82
	3000K CRI 97		4000K CRI 92

	2700K CRI 92		3500K CRI 92
	3000K CRI 92		4000K CRI 82
	3000K CRI 97		4000K CRI 92

Light distribution

Spotlights		Floodlights	
	Narrow spot		Wide flood
	Spot		Extra wide flood
	Flood		Oval flood
Zoom spotlights		Lens wallwashers	
	Zoom spot		Wallwash
	Zoom oval		

Spotlights		Floodlights	
	Narrow spot		Wide flood
	Spot		Extra wide flood
	Flood		Oval flood
Zoom spotlights		Oval wide flood	
	Zoom spot	Lens wallwashers	
	Zoom oval		Wallwash
Contour spotlights			
	Narrow framing		
	Wide framing		

Control

	Phase dimmable + On-board Dim
	DALI
	Casambi Bluetooth

	Phase dimmable + On-board Dim
	DALI
	Casambi Bluetooth

Colour (housing)

	White		Silver
	Black		10,000 colours *












	White		Silver
	Black		10,000 colours *

Accessory

	Lenses		Lens Units		Snoot
	Filter		Honeycomb louvre		Barn doors





5.7W/614lm

Tunable white

Spotlights	Floodlights
 Spot	 Wide flood
 Flood	 Extra wide flood
Zoom spotlights	 Oval flood
 Zoom spot	 Oval wide flood
 Zoom oval	Lens wallwashers
Contour spotlights	 Wallwash
 Narrow framing	
 Wide framing	

 DALI

 Casambi Bluetooth

 White	 Silver
 Black	 10,000 colours *

\* available on request

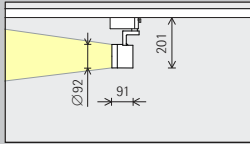
Article numbers and planning data:  
[www.erco.com/020810](http://www.erco.com/020810)

Design and application:  
[www.erco.com/parscan-ontrack](http://www.erco.com/parscan-ontrack)



# Parscan OnTrack for track 220-240V

## Size



M  
Ø 92mm

## LED module Maximum value at 4000K CRI 82

12.8W/1822lm	4.2W/481lm (Narrow spot)
18.1W/2444lm	

12.6W/1335lm
--------------

## Light colour

	2700K CRI 92		3500K CRI 92
	3000K CRI 92		4000K CRI 82
	3000K CRI 97		4000K CRI 92

	Tunable white
--	---------------

## Light distribution

Spotlights	Floodlights
Narrow spot	Wide flood
Spot	Extra wide flood
Flood	Oval flood
Zoom spotlights	Oval wide flood
Zoom spot	Lens wallwashers
Zoom oval	Wallwash
Contour spotlights	
Narrow framing	
Wide framing	

Spotlights	Floodlights
Spot	Wide flood
Flood	Extra wide flood
Zoom spotlights	Oval flood
Zoom spot	Oval wide flood
Zoom oval	Lens wallwashers
Contour spotlights	Wallwash
Narrow framing	
Wide framing	

## Control

	On-board Dim
	DALI
	Casambi Bluetooth

	DALI
	Casambi Bluetooth

## Colour (housing)

	White		Silver
	Black		10,000 colours *

	White		Silver
	Black		10,000 colours *

## Accessory

	Lenses		Lens Units		Snoot
	Filter		Honeycomb louvre		Barn doors



\* available on request

Article numbers and planning data:  
[www.erco.com/020810](http://www.erco.com/020810)

Design and application:  
[www.erco.com/parscan-ontrack](http://www.erco.com/parscan-ontrack)





Small informational label below the left artwork.



Small informational label below the right artwork.

