



## Optec New 48V – The durable universal talent

### **A spotlight for all situations, consistently designed for sustainability**

Durable and adaptable at the same time: the new generation of our top-selling Optec combines these characteristics to achieve maximum sustainability. Optec New 48V was developed as part of our "Lighting Durability: Service Life of 20 Years" and stands for durable, economical and sustainable lighting solutions. The proven, high-efficiency lighting technology for more lux per watt on the target surface is supplemented by a design aimed at durability due to

high quality components. Thanks to upgrades and updates, Optec also remains adaptable to new usage scenarios. Optec New 48V for Minirail track meets all quality of light needs in shops, galleries and museums. The system of interchangeable optics and suitable accessories provides limitless flexibility of use, now and well into the future.



## Structure and characteristics

The features described here are typical of products in this range. Special versions may offer additional or varying features. A comprehensive description of the features of individual products can be found on our website.

### 1 ERCO lenses

- Made of optical polymer
- Spherolit lenses: narrow spot, spot, flood, wide flood, extra wide flood, oval flood, oval wide flood or wall-wash
- Zoom lenses: zoom spot or zoom oval; continuously focusable
- Projection lenses: narrow framing or wide framing; continuously focusable

### 2 Lens unit

- Rotatable through 360°
- Polymer, white or black
- Contour spotlights with framing attachment

### 3 ERCO LED-module

- High-power LEDs: warm white (2700K or 3000K), neutral white (3500K or 4000K) or tunable white (2700-7500K)
- Collimating lens made of optical polymer

### 4 Cylindrical light head

- White (RAL9002), black or silver
- Cast aluminium, powder-coated
- 270° tilt

### 5 Housing

- White (RAL9002), black or silver
- Polymer
- Rotatable through 360° on adapter

### 6 Control gear

- On-board Dim or Casambi Bluetooth
- On-board Dim version: rotary control for control of brightness on the luminaire

### 7 ERCO Minirail adapter

#### Variants on request

- Housing: 10,000 further colours
- Please contact your ERCO consultant.




Design and application:  
[www.erco.com/optec-48V](http://www.erco.com/optec-48V)

# Optec New 48V for Minirail track



**Particularly durable**  
Optec New has been designed and tested for a life cycle of about 75,000 hours. This corresponds to a service life of 20 years, presuming standard product use, compliance with maintenance intervals and a period of illumination of about ten hours per day.



**More light on the target surface**  
The lens system, developed and manufactured in-house, precisely projects the light with no spill light. The accent lighting of the ERCO spotlight thus sets itself clearly apart from conventional spotlights.



**Tunable white technology**  
Just as the colour temperature outdoors changes continuously during the day, the colour temperature of the lighting can be adjusted indoors to e.g. support lighting concepts for Human Centric Lighting.



**Very good price performance ratio**  
Optec New as an entry-level product offers you an attractive price-performance ratio. This is particularly interesting for lighting design tasks with economic efficiency in mind.

Special characteristics	
	Very high durability
	High-efficiency lighting technology
	Tunable white
	Very good price performance ratio

	ERCO high-power LEDs
	Efficient Spherolit technology
	Different light distributions
	Oval flood, freely rotatable
	Different light colours

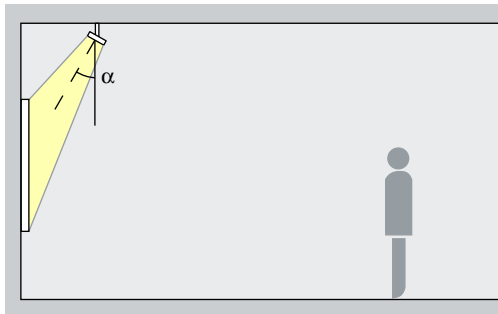
	Excellent thermal management
	EMC-optimised
	Various housing colours
	Various construction sizes
	Pivotable through 270°
	Accessory for maximum visual comfort

	On-board Dim
	Casambi Bluetooth

# Optec New 48V for Minirail track – Luminaire arrangement

## Spotlights

Narrow spot, Spot, Flood



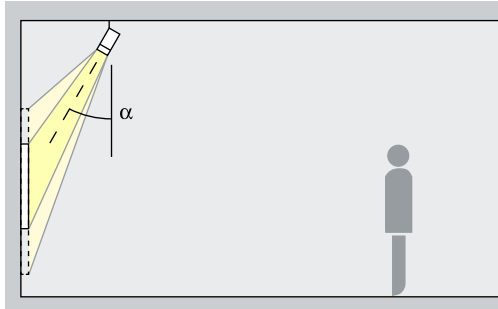
## Accentuation

Optec spotlights accentuate artwork, products and architectural details effectively. The ideal angle of tilt ( $\alpha$ ) for this is around  $30^\circ$ . The object is modelled without distorting the effect as a result of excessive shadowing. It also prevents shadows cast by the observer.

Arrangement:  $\alpha = 30^\circ$

## Zoom spotlights

Zoom spot, Zoom oval



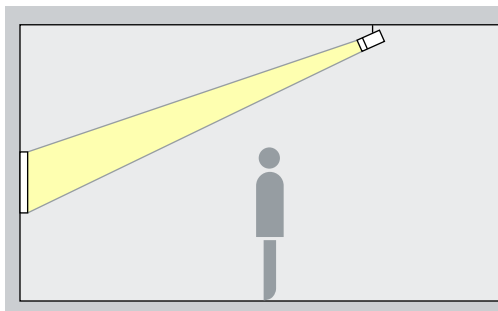
## Accentuation

Zoom spotlights feature a continuously adjustable beam angle. With the spot to wide flood zoom range, smaller works of art can be accentuated effectively at an inclination angle ( $\alpha$ ) of approximately  $30^\circ$ . The oval zoom is suitable for linear works of art. The object is modelled without distorting the effect as a result of excessive shadowing. It also prevents shadows cast by the observer.

Arrangement:  $\alpha = 30^\circ$

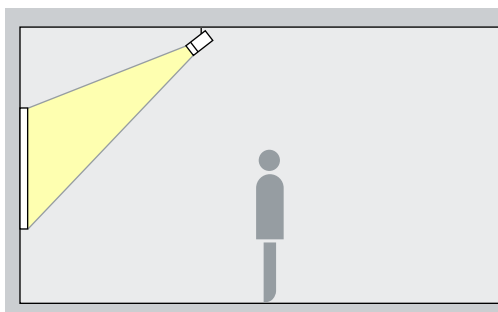
## Contour spotlights

Narrow framing, Wide framing



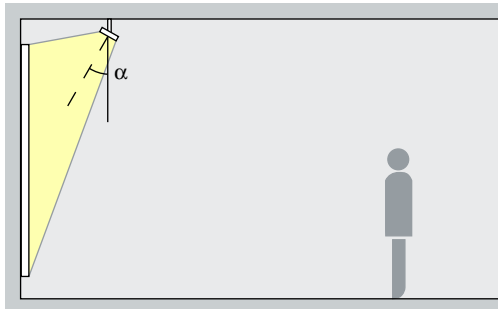
## Projection

Contour spotlights generate freely adjustable, crisp-edged light beams. As a result fascinating effects can be created where pictures appear to illuminate from within. Select narrow framing to accurately illuminate small exhibits from a long distance and wide framing to accurately illuminate large exhibits from a short distance.



## Floodlights

Wide flood, Extra wide flood, Oval wide flood, Oval flood



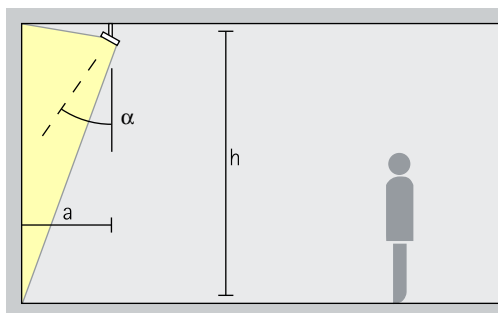
## Washlighting

The ideal angle of tilt ( $\alpha$ ) for floodlighting objects with a long, square shape, e.g. pictures, sculptures or merchandise displays, is around  $30^\circ$ .

Arrangement:  $\alpha = 30^\circ$

# Optec New 48V for Minirail track – Luminaire arrangement

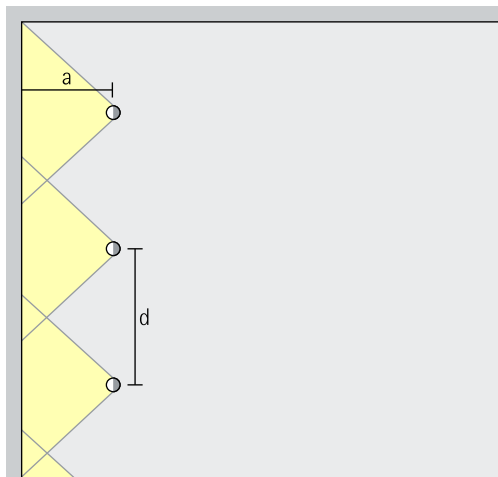
Lens wallwashers  
Wallwash



## Wallwashing

For uniform vertical illuminance, the distance (a) of Optec lens wallwashers from the wall should be around one third of the room height (h). This results in an angle of tilt (α) of approx. 35°.

Arrangement:  $a = 1/3 \times h$  or  $\alpha = 35^\circ$



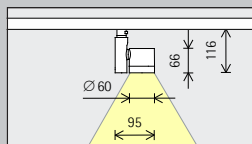
For good longitudinal uniformity, the luminaire spacing (d) of Optec wallwashers may be up to 1.2 times the distance to the wall (a).

Arrangement:  $d \leq 1.2 \times a$

Optimal wall distances and luminaire spacing values for individual products are specified in the wall-washer tables at [www.erco.com](http://www.erco.com).

# Optec New 48V for Minirail track

Size



S  
∅ 60mm

LED module  
Maximum value  
at 4000K CRI 82

6.3W/847lm	3.1W/369lm (Narrow spot)
9.9W/1231lm	

6.9W/719lm
------------

Light colour

	2700K CRI 92		3500K CRI 92
	3000K CRI 92		4000K CRI 82
	3000K CRI 97		4000K CRI 92

	Tunable white
--	---------------

Light distribution

Spotlights	Floodlights
Narrow spot	Wide flood
Spot	Extra wide flood
Flood	Oval flood
Zoom spotlights	Oval wide flood
Zoom spot	Lens wallwashers
Zoom oval	Wallwash
Contour spotlights	
Narrow framing	
Wide framing	

Spotlights	Floodlights
Spot	Wide flood
Flood	Extra wide flood
Zoom spotlights	Oval flood
Zoom spot	Oval wide flood
Zoom oval	Lens wallwashers
Contour spotlights	Wallwash
Narrow framing	
Wide framing	

Control

	On-board Dim
	Casambi Bluetooth + DALI via Gateway

	Casambi Bluetooth + DALI via Gateway
--	-----------------------------------------

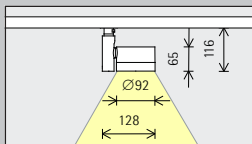
Colour (housing)

	White		Silver
	Black		10,000 colours *

	White		Silver
	Black		10,000 colours *

Accessory

	Lenses		Lens Units		Snoot		DALI-Casambi Gateway
	Filter		Honeycomb louvre		Barn doors		



M  
 Ø 92mm

17.0W/2339lm	4.2W/464lm (Narrow spot)
26.1W/3328lm	

12.6W/1335lm
--------------

	2700K CRI 92		3500K CRI 92
	3000K CRI 92		4000K CRI 82
	3000K CRI 97		4000K CRI 92

	Tunable white
--	---------------

Spotlights	Floodlights
Narrow spot	Wide flood
Spot	Extra wide flood
Flood	Oval flood
Zoom spotlights	Oval wide flood
Zoom spot	Lens wallwashers
Zoom oval	Wallwash
Contour spotlights	
Narrow framing	
Wide framing	

Spotlights	Floodlights
Spot	Wide flood
Flood	Extra wide flood
Zoom spotlights	Oval flood
Zoom spot	Oval wide flood
Zoom oval	Lens wallwashers
Contour spotlights	Wallwash
Narrow framing	
Wide framing	

	On-board Dim
	Casambi Bluetooth + DALI via Gateway

	Casambi Bluetooth + DALI via Gateway
--	-----------------------------------------

	White		Silver
	Black		10,000 colours *

	White		Silver
	Black		10,000 colours *

\* available on request

Article numbers and planning data:  
[www.erco.com/026068](http://www.erco.com/026068)

Design and application:  
[www.erco.com/optec-48V](http://www.erco.com/optec-48V)



