



Light Board – An established archetype

Light Board is a strong partner for virtually any lighting task
Characteristic for Light Board is its striking design: the flat housing with sophisticated thermal management ensures a long service life. The innovative lighting technology with high visual comfort and easy adjustability is the ideal solution for lighting tasks in sales spaces and museums. Light Board offers different luminous flux packages suitable for accent lighting over long distances, even in high rooms, and for illuminating walls.

Light Board for track 220-240V



Structure and characteristics

The features described here are typical of products in this range. Special versions may offer additional or varying features. A comprehensive description of the features of individual products can be found on our website.

1 ERCO Spherolit lens

- Light distributions: narrow spot, spot, flood, wide flood, extra wide flood, oval flood or wallwash
- Oval flood adjustable through 90°

2 ERCO LED-module

- High-power LEDs: warm white (2700K or 3000K) or neutral white (3500K or 4000K)
- Collimating lens made of optical polymer

3 Housing and bracket

- White (RAL9002), black or silver
- Cast aluminium, powder-coated
- 0°-90° tilt
- Bracket on adapter rotatable through 360°
- Internal wiring
- Front cover: polymer, black

4 Control gear

- Switchable, phase dimmable+On-board Dim, DALI dimmable or Casambi Bluetooth
- Phase dimmable + On-board Dim version: Dimming with external dimmers (trailing edge) possible and rotary control for brightness control on the luminaire

5 ERCO 3-circuit adapter or ERCO DALI adapter

Variants on request

- Housing: 10,000 further colours
- Please contact your ERCO consultant.



Design and application:
www.erco.com/light-board

Light Board for track 220-240V



Large lumen packages for very high illuminances

The attention of the viewer can be focused via contrasting accents. ERCO has high-performance luminaires with large lumen packages in its range for this purpose.

Small luminaire dimensions

Small luminaires are discreet and place the focus on the light itself. Compact luminaire dimensions are particularly advantageous with small rooms.

Special characteristics



Large lumen packages for very high illuminances



Small luminaire dimensions



ERCO high-power LEDs



Efficient Spherolit technology



Different light distributions



Different light colours



Excellent thermal management



EMC-optimised



Various housing colours



Various construction sizes



Pivotable through 90°



Accessory for maximum visual comfort



Switchable



Phase dimmable + On-board Dim



DALI dimmable

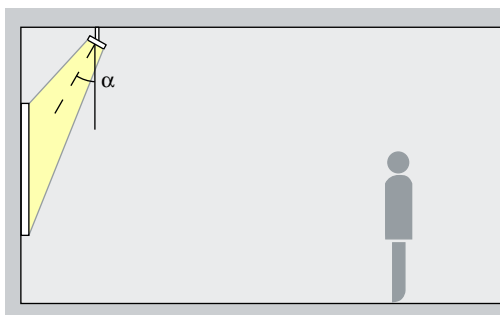


Casambi Bluetooth

Light Board for track 220-240V – Luminaire arrangement

Spotlights

Narrow spot, Spot, Flood



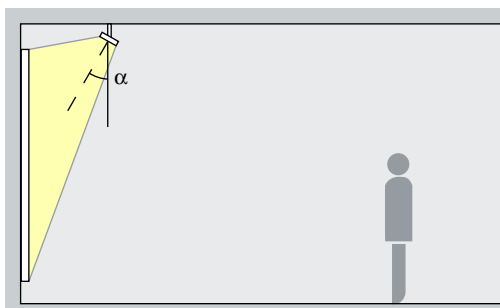
Accentuation

Light Board spotlights accentuate artwork, products and architectural details effectively. The ideal angle of tilt (α) for this is around 30° . The object is modelled without distorting the effect as a result of excessive shadowing. It also prevents shadows cast by the observer.

Arrangement: $\alpha = 30^\circ$

Floodlights

Wide flood, Extra wide flood, Oval flood



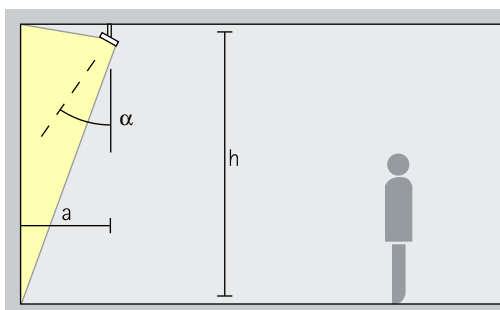
Washlighting

The ideal angle of tilt (α) for floodlighting objects with a long, square shape, e.g. pictures, sculptures or merchandise displays, is around 30° .

Arrangement: $\alpha = 30^\circ$

Lens wallwashers

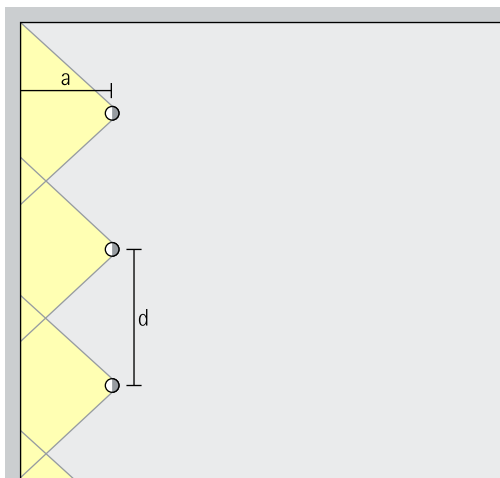
Wallwash



Wallwashing

For uniform vertical illuminance, the distance (a) of Light Board lens wallwashers from the wall should be around one third of the room height (h). This results in an angle of tilt (α) of approx. 35° .

Arrangement: $a = 1/3 \times h$ or $\alpha = 35^\circ$



For good longitudinal uniformity, the spacing (d) of Light Board lens wallwashers may be up to 1.2 times the offset from the wall (a).

Arrangement: $d \leq 1.2 \times a$

The optimal wall offset and luminaire spacing for each product are indicated in the wallwasher tables in the catalogue and the product data sheets.

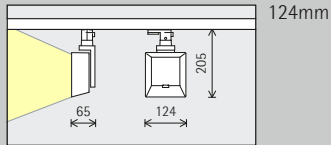
Museo de Arte
Moderno de
Buenos Aires,
Buenos Aires.
Architecture:
Estudio M/SG/S/
S/S + Arq. Matias
Ragonese, Buenos
Aires. Exhibition
design: Equipo
Museo Moderno.
Lighting design:
Francisco Meilan -
GNBA Consultores.
Photography:
Edgar Zippel,
Berlin.



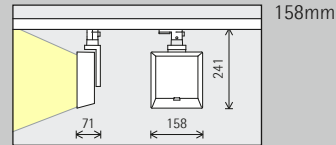
Musée de la
Romanité, Nîmes.
Architecture:
Agence 2Portzam-
parc, Paris.
Lighting design:
Lightec; Agence
Stephanie Daniel,
Bet Choulet. Pho-
tography: Clément
Guillaume, Paris.

Light Board for track 220-240V

Construction size



124mm



158mm

LED module Maximum value at 4000K CRI 82

12W/1650lm	4W/550lm (Narrow spot)
------------	------------------------

24W/3300lm	12W/1650lm (Narrow spot)
------------	--------------------------

Light colour

	2700K CRI 92		3500K CRI 92
	3000K CRI 92		4000K CRI 82
	3000K CRI 97		4000K CRI 92

	2700K CRI 92		3500K CRI 92
	3000K CRI 92		4000K CRI 82
	3000K CRI 97		4000K CRI 92

Light distribution

Spotlights		Floodlights	
	Narrow spot		Wide flood
	Spot		Extra wide flood
	Flood		Oval flood
		Lens wallwashers	
			Wallwash

Spotlights		Floodlights	
	Narrow spot		Wide flood
	Spot		Extra wide flood
	Flood		Oval flood
		Lens wallwashers	
			Wallwash

Control

	Switchable		DALI
	Phase dimmable + On-board Dim		Casambi Bluetooth

	Switchable		DALI
	Phase dimmable + On-board Dim		Casambi Bluetooth

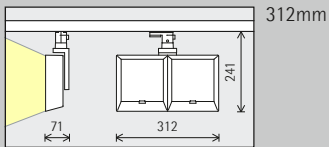
Colour (housing)

	White		Silver
	Black		10,000 colours *







	White		Silver
	Black		10,000 colours *








Accessories

	Lenses
	Snoots







48W/6600lm	24/3300lm (Narrow spot)
------------	-------------------------

	2700K CRI 92		3500K CRI 92
	3000K CRI 92		4000K CRI 82
	3000K CRI 97		4000K CRI 92

Spotlights	Floodlights
 Narrow spot	 Wide flood
 Spot	 Extra wide flood
 Flood	 Oval flood
	Lens wallwashers
	 Wallwash

 Switchable	 DALI
 Phase dimmable + On-board Dim	 Casambi Bluetooth

 White	 Silver
 Black	 10,000 colours *

* available on request

Article numbers and planning data:
www.erco.com/012364

Design and application:
www.erco.com/light-board

